







### FilterOne Ice Machine Sizing Guide

	Hoshizaki	Manitowoc	Scotsman	IceOMatic
FilterOne System	Ice Machine Model #	Ice Machine Model #	Ice Machine Model #	Ice Machine Model #
<b>IceOne™ 1</b> 	AM-50BAE KM-101BAH KM-151BAH KM-255BAH KML-250MAH F-330BAH F-300BAF DCM-270BAH	SM-50 QM-30 QM-45 Q-130 Q-210 Q-270 SN-12 SN-20	CS0415 CSE60 CU0515 SCE170 SCE275 AFE325 MDT2C12 MDT3F12	ICEU60 ICEU150 ICEU220 ICEU225 ICEU226 ICEU300 ICEU305 ICEU250 ICEO305 ICEO320 ICEO325 EF250
<b>IceOne™ 2</b> 	KML-350MAH KML-451MAH KML-600MAH KML-631MAH KMD-700MAH KMS-750MLH KM-320MAH KM-461MAH KM-501MAH KM-650MAH KM-900MAH F-500BAF F-450MAH F-450MAH-C F-801MAH F-801MAH-C DCM-500BAH	S-300 S-322 S-422 S-450 S-500 S-600 S-850 IB-600 IB-800 QF-400 QC-700 QF-800 SN-450 SN-650 SF-400 SF-600	C0322 C0522 C0330 C0530 C0630 C0830 EH222 CME306 CME456 CME256 CME506 CME656 CME806 CME686RLS CME810RLS NME454 NME654 FME504 FME804 AFE400 NSE654 MDT4F12 MDT5N25 MDT5N40	ICEU300 ICEU305 ICEO305 ICEO320 ICEO325 ICEO400 ICEO405 ICEO406 ICEO500 ICEO520 ICEO525 ICEO605 ICEO606 ICEO806 EMF450 EF450 MF10500 EMF800 EF800 MF10800 MF10805 GEMO650 GEMO655 GEMO956

### FilterOne Ice Machine Sizing Guide

	Hoshizaki	Manitowoc	Scotsman	IceOMatic
FilterOne System	Ice Machine Model #	Ice Machine Model #	Ice Machine Model #	Ice Machine Model #
<b>IceOne™ 3</b> 	KML-600MAH KML-631MAH KMD-700MAH KMS-750MLH KM-320MAH KM-461MAH KM-501MAH KM-650MAH KM-900MAH F-500BAF F-450MAH F-450MAH-C F-801MAH F-801MAH-C DCM-500BAH	S-300 S-322 S-422 S-450 S-500 S-600 S-850 IB-600 IB-800 QF-400 QC-700 QF-800 SN-450 SN-650 SF-400 SF-600	C0630 C0830 EH430 CME656 CME806 CME686RLS CME810RLS NME654 FME804 NSE654 MDT5N25 MDT5N40 MDT6N90	ICE0605 ICE0606 ICE0806 EMF800 EF800 MF10800 MF10805 GEM0650 GEM0655 GEM0956
<b>IceOne™ 1L</b> 	KML-250MAH KML-350MAH KML-451MAH KM-320MAH KM-461MAH KM-501MAH F-330BAH F-300BAF F-450MAH F-450MAH-C DCM-270BAH	S-300 S-322 S-422 S-450 S-500 QF-400 SN-450 SF-400	C0322 C0522 C0330 C0530 CME306 CME456 CME256 CME506 NME454 FME504 AFE400 MDT4F12	ICEU300 ICEU305 ICE0305 ICE0320 ICE0325 ICE0400 ICE0405 ICE0406 ICE0500 ICE0520 ICE0525 EMF450 EF450
<b>IceOne™ 2L</b> 	KMD-900MAH KMS-1230MLH KM-900MAH KM-1300SAH KM-1340MAH KM-1601MRH KM-1601SRH F-1001MAH F-1500MAH FS-1001MLH-C F-1001MAH-C F-1500MAH-C DCM-750BAH	S-850 S-1000 S-1200 S-1400 S-1600 IB-800 IB-1000 SN-950	C0830 C1030 C1448 CME806 CME1056 CME1356 CME1656 CME810RLS CME1386RLS CME1686RLS NME954 NME1254RL NME1254 FME804 FME1204 FME1504RL FME1504 MDT6N90	ICE0806 EMF800 EF800 MF10800 MF10805 GEM0956 ICE1005 ICE1006 ICE1405 ICE1406 ICE1506 EMF1106 EMF2306 MF11256 MF11255 GEM1256

### FilterOne Ice Machine Sizing Guide

	Hoshizaki	Manitowoc	Scotsman	IceOMatic
FilterOne System	Ice Machine Model #	Ice Machine Model #	Ice Machine Model #	Ice Machine Model #
<b>IceOne™ 3L</b> 	KM-1601MRH KM-1601SRH KM-1800SAH KM-2000SRH3 KM-2400SRH3 F-1001MAH F-1500MAH F-2000MRH FS-1001MLH-C F-1001MAH-C F-1500MAH-C DCM-750BAH	S-1600 S-1800 Q-1800	C1848 C2148 CME1856 CME2006 CME2086RLS NME1854 NME2504 FME2404 FME3004	ICE1506 ICE1806 ICE2106